



PRODUCT CATALOGUE



PROMAT doo Čitluk

CONTENTS

VALVES	4
THREADED BALL VALVE	4
BUTTERFLY VALVE GROOVED END	4
BUTTERFLY VALVE WAFER END	4
OS&Y FLANGED GATE VALVE	5
GROOVED CHECK VALVE	5
FLANGED CHECK VALVE	5
DOUBLE DOOR WAFER CHECK VALVE	6
WET ALARM VALVE FLANGED WITH TRIM	6
WET ALARM VALVE GROOVED WITH TRIM	6
MOTOR GONG FOR ALARM VALVES	6
VALVE PARTS	7
MAINTENANCE SETS	7
SWITCHES	8
WATERFLOW SWITCH	8
PRESSURE SWITCH	8
SUPERVISORY SWITCH	8
PROFLEX SPRINKLER HOSES	9
SETS	9
PARTS	10
COUPLINGS & FITTINGS	11
FITPRO® FAST RIGID COUPLING	11
ANGLE-PAD RIGID COUPLING	11
GROOVED RIGID COUPLING	12
GROOVED FLEXIBLE COUPLING	12
U-BOLT SPRINKLER TEE THREADED BSPT OUTLET	13
FULL CASTING SPRINKLER TEE THREADED BSPT OUTLET	13
MECHANICAL TEE GROOVED OUTLET	14
MECHANICAL TEE THREADED BSPT OUTLET	15
GROOVED EQUAL TEE	15
GROOVED CONCENTRIC REDUCTION	16
GROOVED REDUCING TEE	17
GROOVED SPLIT FLANGE PN16	17
GROOVED END CAP	18
GROOVED END CAP WITH ECCENTRIC HOLE, THREADED BSPT OUTLET	18
GROOVED ADAPTER FLANGE	19
GROOVED ELBOW 11,25°	19
GROOVED ELBOW 22,50°	20
GROOVED ELBOW 45°	20
GROOVED ELBOW 90°	21
GROOVED REDUCING ELBOW 90°	21
DRAIN ELBOW 90°	21
GROOVED THREADED ADAPTER, MALE THREAD BSPT	22
GROOVED THREADED ADAPTER, FEMALE THREAD BSPT	22
ACCESSORIES	23
NBR RUBBER GASKETS	23
LUBRICANT	24
INDUSTRIAL GLOVES	25
GROOVE METER	25
CENTER PUNCH TOOL	25
PRESSURE GAUGE	25
COOL BOX	25

VALVES

THREADED BALL VALVE



	Size	Weight
Reference	DN	kg
THB-F 1/4	10	0,15
THB-F 1/2	15	0,22
THB-F 3/4	20	0,34
THB-F 1	25	0,56
THB-F 1 1/4	32	0,87
THB-F 1 1/2	40	1,09
THB-F 2	50	1,79
THB-F 2 1/2	65	5,00

BUTTERFLY VALVE GROOVED END



	Size		Weight
Reference	mm	DN	kg
GBV2	60,3	50	7,50
GBV2 1/2	76,1	65	8,00
GBV3	88,9	80	8,50
GBV4	114,3	100	11,00
GBV5	139,7	125	13,60
GBV6	168,3	150	18,00
GBV8	219,1	200	28,50
GBV10	273,1	250	42,00
GBV12	323,9	300	53,00

Also available with CNPP approval, from stock (on request):

- 2" - 6": €20,00 additional cost.
- 8" - 12": €30,00 additional cost.

BUTTERFLY VALVE WAFER END



	Size		Weight
Reference	mm	DN	kg
WBV2	60,3	50	7,80
WBV2 1/2	76,1	65	8,60
WBV3	88,9	80	9,20
WBV4	114,3	100	10,50
WBV5	139,7	125	13,20
WBV6	168,3	150	14,90
WBV8	219,1	200	27,50
WBV10	273,1	250	41,00
WBV12	323,9	300	51,00

Also available with CNPP approval, from stock (on request):

- 2" - 6": €20,00 additional cost.
- 8" - 12": €30,00 additional cost.

VALVES

OS&Y FLANGED GATE VALVE



Reference	Size		Weight
	mm	DN	kg
FGOSY4	114,3	100	28,00
FGOSY6	168,3	150	46,50
FGOSY8	219,1	200	80,00
FGOSY10	273,0	250	120,00
FGOSY12	323,9	300	170,00

GROOVED CHECK VALVE



Reference	Size		Weight
	mm	DN	kg
GCV2	60,3	50	2,60
GCV2½	76,1	65	3,50
GCV3	88,9	80	4,40
GCV4	114,3	100	9,00
GCV5	139,7	125	15,13
GCV6	168,3	150	18,40
GCV8	219,1	200	31,65
GCV10	273,0	250	64,10
GCV12	323,9	300	92,50

FLANGED CHECK VALVE



Reference	Size		Weight
	mm	DN	kg
FCV3	88,9	80	24,00
FCV4	114,3	100	34,00
FCV6	168,3	150	65,00
FCV8	219,1	200	110,00
FCV10	273,0	250	184,00
FCV12	323,9	300	241,00

VALVES

DOUBLE DOOR WAFER CHECK VALVE

EAC



Reference	Size		Weight
	mm	DN	kg
WCV-16-4	114,3	100	4,50
WCV-16-6	168,3	150	8,00
WCV-16-8	219,1	200	12,50
WCV-16-10	273,0	250	18,50
WCV-16-12	323,9	300	35,00

WET ALARM VALVE FLANGED WITH TRIM

UL EAC FM APPROVED CE



Reference	Size		Weight
	mm	DN	kg
FACV4	114,3	100	40
FACV6	168,3	150	63
FACV8	219,1	200	93

WET ALARM VALVE GROOVED WITH TRIM

UL EAC FM APPROVED CE



Reference	Size		Weight
	mm	DN	kg
GACV4	114,3	100	30
GACV6	168,3	150	50
GACV8	219,1	200	76

MOTOR GONG FOR ALARM VALVES



Reference	Weight
	kg
WMG	2,27

VALVES

VALVE PARTS

VALVE PARTS ARE AVAILABLE UPON REQUEST

MAINTENANCE SET FOR FLANGED CHECK VALVES TYPE FCV



	Weight
Reference	kg
MS - FCV3	0,13
MS - FCV4	0,15
MS - FCV5	0,20
MS - FCV6	0,24
MS - FCV8	0,38
MS - FCV10	0,52
MS - FCV12	0,84

MAINTENANCE SET FOR WET ALARM CHECK VALVES TYPE FACV & GACV



	Weight
Reference	kg
MS - WV4	0,12
MS - WV6	0,23
MS - WV8	0,35

SPARE PART • THREADED CHECK VALVE 1/2"-BRASS



	Weight
Reference	kg
DCV - 1/2"	0,16

SWITCHES

WATERFLOW SWITCH • U-BOLT



	Size	Weight
Reference	DN	kg
WFS2	50	1,42
WFS21/2	65	1,50
WFS3	80	1,60
WFS4	100	2,00
WFS5	125	2,40
WFS6	150	2,70
WFS8	200	2,90

WATERFLOW DETECTOR • THREADED



	Weight
Reference	kg
WFST	1,26


Suitable for 1", 1 1/4", 1 1/2" and 2".

PRESSURE SWITCH FOR FACV & GACV



	Weight
Reference	kg
PRS10/2	0,38








SUPERVISORY SWITCH FOR FGOSY



	Weight
Reference	kg
SWOSY/2	0,60

PROFLEX SPRINKLER HOSES

SETS











	Reference	Components	
Unbraided hose 			
	PFUH700M34BSPT12SET	Proflex 700 mm unbraided with Proflex standard reducer NPT M34 size 1/2"	
	PFUH1000M34BSPT12SET	Proflex 1000 mm unbraided with Proflex standard reducer NPT M34 size 1/2"	
	PFUH1200M34BSPT12SET	Proflex 1200 mm unbraided with Proflex standard reducer NPT M34 size 1/2"	
	PFUH1500M34BSPT12SET	Proflex 1500 mm unbraided with Proflex standard reducer NPT M34 size 1/2"	
	PFUH1800M34BSPT12SET	Proflex 1800 mm unbraided with Proflex standard reducer NPT M34 size 1/2"	
Braided hose    			
	PFBH700M34BSPT12SET	Proflex set 700 mm braided hose with Proflex standard reducer NPT M34 size 1/2"	
	PFBH1000M34BSPT12SET	Proflex set 1000 mm braided hose with Proflex standard reducer NPT M34 size 1/2"	
	PFBH1200M34BSPT12SET	Proflex 1200 mm braided with Proflex standard reducer NPT M34 size 1/2"	
	PFBH1500M34BSPT12SET	Proflex 1500 mm braided with Proflex standard reducer NPT M34 size 1/2"	
	PFBH1800M34BSPT12SET	Proflex 1800 mm braided with Proflex standard reducer NPT M34 size 1/2"	

PROFLEX SPRINKLER HOSES

All sets come in boxes of 20 sets. Each set is composed of the following components:

- 1x flexible hose
- 1x standard bar 700 mm
- 1x bracket
- 1x nipple (BSPT thread)
- 1x standard reducer NPT 1/2"
- 2x short side clamps
- 2x EPDM gaskets

PARTS

Image	Reference	Description
	PF-NPL-STM34BSPTP	Proflex standard nipple M34 BSPT
Reducer		
	PF-STR-NPT-1/2M34P	Proflex standard reducer 110 M34 NPT 1/2
	PF-STR-NPT-3/4M34P	Proflex standard reducer 110 M34 NPT 3/4
	PF-STR-NPT-1/2 M34P155	Proflex standard reducer 155 M34 NPT 1/2
	PF-STR-NPT-3/4 M34P155	Proflex standard reducer 155 M34 NPT 3/4
Elbow Reducer		
	PF-ELR-110	Proflex elbow reducer 110 M34 NPT 1/2
	PF-ELR-110-3/4	Proflex elbow reducer 110 M34 NPT 3/4
	PF-ELR-155	Proflex elbow reducer 155 M34 NPT 1/2
	PF-ELR-155-3/4	Proflex elbow reducer 155 M34 NPT 3/4
Brackets		
	PF-STBP	Proflex standard bracket
	PF-EBR	Proflex elbow bracket reducer
	PF-METAL STUD 38MM	Proflex metal stud side bracket 38mm
	PF-METAL STUD 53MM	Proflex metal stud side bracket 53mm
	PF-SBWB	Proflex woodbeam side bracket
	PF-PFR	Proflex panel fit reducer M34 NPT 1/2
	PF-PFR-3/4	Proflex panel fit reducer M34 NPT 3/4
Short Side Clamp		
	PF-STC-SP	Proflex short side clamp 62mm
Long Side Clamp (suitable for concealed sprinkler installations)		
	PF-STC-LP	Proflex long side clamp 105mm
Bar		
	PF700BP	Proflex bar 700mm
Gasket		
	GASKETM34	Proflex EPDM gasket M34

COUPLINGS & FITTINGS

FITPRO® FAST RIGID COUPLING



Size		Weight
DN	mm	kg
32	42,4	0,62
40	48,3	0,65
50	60,3	0,78
65	76,1	0,92
80	88,9	1,04
100	114,3	1,65

RED
Reference
FitproR11/4
FitproR1½
FitproR2
FitproR2½
FitproR3
FitproR4

GALVA
Reference
FitproG11/4
FitproG1½
FitproG2
FitproG2½
FitproG3
FitproG4

The user of this product is made aware that the product is not destined, and therefore not to be sold or installed in the following countries: Belgium, France, Germany, Italy and the United Kingdom. Profit can't held liable for possible breaches on IP rights in those countries and the potential claims on damage or loss in this respect.

ANGLE-PAD RIGID COUPLING



Size		Weight
DN	mm	kg
25	33,7	0,55
32	42,4	0,61
40	48,3	0,64
50	60,3	0,78
65	76,1	0,88
80	88,9	1,02
100	114,3	1,37
125	139,7	1,88
150	168,3	2,22
200	219,1	4,42
250	273,0	8,00
300	323,9	11,05

RED
Reference
GKAR1
GKAR11/4
GKAR1½
GKAR2
GKAR2½
GKAR3
GKAR4
GKAR5
GKAR6
GKAR8
GKAR10
GKAR12

GALVA
Reference
GKAG1
GKAG11/4
GKAG1½
GKAG2
GKAG2½
GKAG3
GKAG4
GKAG5
GKAG6
GKAG8
GKAG10
GKAG12

COUPLINGS & FITTINGS

GROOVED RIGID COUPLING



Size		Weight
DN	mm	kg
25	33,7	0,45
32	42,4	0,50
40	48,3	0,53
50	60,3	0,67
65	76,1	0,79
80	88,9	0,95
100	114,3	1,42
125	139,7	1,78
150	168,3	2,11
200	219,1	3,90
250	273,0	6,18
300	323,9	8,60

RED
Reference
GKSR1
GKSR1¼
GKSR1½
GKSR2
GKSR2½
GKSR3
GKSR4
GKSR5
GKSR6
GKSR8
GKSR10
GKSR12

GALVA
Reference
GKSG1
GKSG1¼
GKSG1½
GKSG2
GKSG2½
GKSG3
GKSG4
GKSG5
GKSG6
GKSG8
GKSG10
GKSG12

WHITE
Reference
GKSW1
GKSW1¼
GKSW1½
GKSW2
GKSW2½
GKSW3
GKSW4
GKSW5
GKSW6
GKSW8
GKSW10

GROOVED FLEXIBLE COUPLING



Size		Weight
DN	mm	kg
25	33,7	0,44
32	42,4	0,50
40	48,3	0,54
50	60,3	0,68
65	76,1	0,79
80	88,9	0,96
100	114,3	1,39
125	139,7	1,92
150	168,3	2,12
200	219,1	3,82
250	273,0	6,52
300	323,9	8,55

RED
Reference
GKFR1
GKFR1¼
GKFR1½
GKFR2
GKFR2½
GKFR3
GKFR4
GKFR5
GKFR6
GKFR8
GKFR10
GKFR12

GALVA
Reference
GKFG1
GKFG1¼
GKFG1½
GKFG2
GKFG2½
GKFG3
GKFG4
GKFG5
GKFG6
GKFG8
GKFG10
GKFG12

COUPLINGS & FITTINGS

U-BOLT SPRINKLER TEE THREADED BSPT OUTLET



Size		Weight
DN	mm	kg
25-15	33,7 - 21,3	0,20
32-15	42,4 - 21,3	0,47
32-20	42,4 - 26,9	0,46
32-25	42,4 - 33,7	0,48
40-15	48,3 - 21,3	0,40
40-20	48,3 - 26,9	0,40
40-25	48,3 - 33,7	0,41
50-15	60,3 - 21,3	0,46
50-20	60,3 - 26,9	0,46
50-25	60,3 - 33,7	0,47

RED
Reference
GSTR1-1/2
GSTR11/4-1/2
GSTR11/4-3/4
GSTR11/4-1
GSTR11/2-1/2
GSTR11/2-3/4
GSTR11/2-1
GSTR2-1/2
GSTR2-3/4
GSTR2-1

GALVA
Reference
GST1-1/2
GST11/4-1/2
GST11/4-3/4
GST11/4-1
GST11/2-1/2
GST11/2-3/4
GST11/2-1
GST2-1/2
GST2-3/4
GST2-1

FULL CASTING SPRINKLER TEE THREADED BSPT OUTLET



Size		Weight
DN	mm	kg
32-15	42,4 - 21,3	0,42
32-20	42,4 - 26,9	0,46
32-25	42,4 - 33,7	0,50
40-15	48,3 - 21,3	0,44
40-20	48,3 - 26,9	0,40
40-25	48,3 - 33,7	0,52
50-15	60,3 - 21,3	0,64
50-20	60,3 - 26,9	0,68
50-25	60,3 - 33,7	0,72
65-15	76,1 - 21,3	0,77
65-20	76,1 - 26,9	0,79
65-25	76,1 - 33,7	0,88

RED
Reference
GSTFCR11/4-1/2
GSTFCR11/4-3/4
GSTFCR11/4-1
GSTFCR11/2-1/2
GSTFCR11/2-3/4
GSTFCR11/2-1
GSTFCR2-1/2
GSTFCR2-3/4
GSTFCR2-1
GSTFCR21/2-1/2
GSTFCR21/2-3/4
GSTFCR21/2-1

GALVA
Reference
GSTFCG11/4-1/2
GSTFCG11/4-3/4
GSTFCG11/4-1
GSTFCG11/2-1/2
GSTFCG11/2-3/4
GSTFCG11/2-1
GSTFCG2-1/2
GSTFCG2-3/4
GSTFCG2-1
GSTFCG21/2-1/2
GSTFCG21/2-3/4
GSTFCG21/2-1

COUPLINGS & FITTINGS

MECHANICAL TEE GROOVED OUTLET



Size			Weight	RED	GALVA
DN	mm	kg	Reference	Reference	
50-25	60,3 - 33,7	0,90	GMGR2-1	GMGG2-1	
50-32	60,3 - 42,4	0,91	GMGR2-11/4	GMGG2-11/4	
50-40	60,3 - 48,3	0,94	GMGR2-1½	GMGG2-1½	
65-25	76,1 - 33,7	1,00	GMGR2½-1	GMGG2½-1	
65-32	76,1 - 42,4	1,02	GMGR2½-11/4	GMGG2½-11/4	
65-40	76,1 - 48,3	1,07	GMGR2½-1½	GMGG2½-1½	
65-50	76,1 - 60,3	1,18	GMGR2½-2	GMGG2½-2	
80-25	88,9 - 33,7	1,20	GMGR3-1	GMGG3-1	
80-32	88,9 - 42,4	1,12	GMGR3-11/4	GMGG3-11/4	
80-40	88,9 - 48,3	1,14	GMGR3-1½	GMGG3-1½	
80-50	88,9 - 60,3	1,35	GMGR3-2	GMGG3-2	
100-25	114,3 - 33,7	1,48	GMGR4-1	GMGG4-1	
100-32	114,3 - 42,4	1,37	GMGR4-11/4	GMGG4-11/4	
100-40	114,3 - 48,3	1,41	GMGR4-1½	GMGG4-1½	
100-50	114,3 - 60,3	1,53	GMGR4-2	GMGG4-2	
100-65	114,3 - 76,1	1,86	GMGR4-2½	GMGG4-2½	
100-80	114,3 - 88,9	2,04	GMGR4-3	GMGG4-3	
125-50	139,7 - 60,3	1,96	GMGR5-2	GMGG5-2	
125-65	139,7 - 76,1	2,22	GMGR5-2½	GMGG5-2½	
150-32	168,3 - 42,4	2,51	GMGR6-11/4	GMGG6-11/4	
150-40	168,3 - 48,3	2,53	GMGR6-1½	GMGG6-1½	
150-50	168,3 - 60,3	2,54	GMGR6-2	GMGG6-2	
150-65	168,3 - 76,1	2,87	GMGR6-2½	GMGG6-2½	
150-80	168,3 - 88,9	3,00	GMGR6-3	GMGG6-3	
150-100	168,3 - 114,3	3,47	GMGR6-4	GMGG6-4	
200-50	219,1 - 60,3	3,47	GMGR8-2	GMGG8-2	
200-65	219,1 - 76,1	3,68	GMGR8-2½	GMGG8-2½	
200-80	219,1 - 88,9	3,88	GMGR8-3	GMGG8-3	

COUPLINGS & FITTINGS

MECHANICAL TEE THREADED BSPT OUTLET



Size		Weight	RED	GALVA
DN	mm	kg	Reference	Reference
50-32	60,3 - 42,4	0,81	GMDR2-11/4	GMDG2-11/4
50-40	60,3 - 48,3	0,90	GMDR2-1½	GMDG2-1½
65-32	76,1 - 42,4	0,91	GMDR2½-11/4	GMDG2½-11/4
65-40	76,1 - 48,3	0,94	GMDR2½-1½	GMDG2½-1½
80-25	88,9 - 33,7	0,99	GMDR3-1	GMDG3-1
80-32	88,9 - 42,4	1,04	GMDR3-11/4	GMDG3-11/4
80-40	88,9 - 48,3	1,10	GMDR3-1½	GMDG3-1½
80-50	88,9 - 60,3	1,23	GMDR3-2	GMDG3-2
100-25	114,3 - 33,7	1,22	GMDR4-1	GMDG4-1
100-32	114,3 - 42,4	1,24	GMDR4-11/4	GMDG4-11/4
100-40	114,3 - 48,3	1,31	GMDR4-1½	GMDG4-1½
100-50	114,3 - 60,3	1,40	GMDR4-2	GMDG4-2
100-65	114,3 - 76,1	1,96	GMDR4-2½	GMDG4-2½
125-25	139,7 - 33,7	1,70	GMDR5-1	GMDG5-1
125-32	139,7 - 42,4	1,75	GMDR5-11/4	GMDG5-11/4
125-40	139,7 - 48,3	1,77	GMDR5-1½	GMDG5-1½
125-50	139,7 - 60,3	1,85	GMDR5-2	GMDG5-2
150-25	168,3 - 33,7	2,16	GMDR6-1	GMDG6-1
150-32	168,3 - 42,4	2,36	GMDR6-11/4	GMDG6-11/4
150-40	168,3 - 48,3	2,36	GMDR6-1½	GMDG6-1½
150-50	168,3 - 60,3	2,43	GMDR6-2	GMDG6-2
150-65	168,3 - 76,1	2,95	GMDR6-2½	GMDG6-2½
200-25	219,1 - 33,7	3,05	GMDR8-1	GMDG8-1
200-50	219,1 - 60,3	3,25	GMDR8-2	GMDG8-2

GROOVED EQUAL TEE



Size		Weight	RED	GALVA
DN	mm	kg	Reference	Reference
25	33,7	0,40	GTR1	GTG1
32	42,4	0,60	GTR11/4	GTG11/4
40	48,3	0,74	GTR1½	GTG1½
50	60,3	0,92	GTR2	GTG2
65	76,1	1,45	GTR2½	GTG2½
80	88,9	1,82	GTR3	GTG3
100	114,3	2,57	GTR4	GTG4
125	139,7	4,63	GTR5	GTG5
150	168,3	6,40	GTR6	GTG6
200	219,1	12,35	GTR8	GTG8
250	273,0	17,40	GTR10	GTG10
300	323,9	24,89	GTR12	GTG12

COUPLINGS & FITTINGS

GROOVED CONCENTRIC REDUCTION



Size		Weight
DN	mm	kg
40-32	48,3 - 42,2	0,42
50-25	60,3 - 33,7	0,40
50-32	60,3 - 42,4	0,38
50-40	60,3 - 48,3	0,49
65-40	76,1 - 48,3	0,50
65-50	76,1 - 60,3	0,56
80-40	88,9 - 48,3	0,60
80-50	88,9 - 60,3	0,64
80-65	88,9 - 76,1	0,69
100-50	114,3 - 60,3	1,08
100-65	114,3 - 76,1	0,96
100-80	114,3 - 88,9	1,10
125-50	139,7 - 60,3	1,44
125-65	139,7 - 76,1	1,55
125-80	139,7 - 88,9	1,56
125-100	139,7 - 114,3	1,71
150-50	168,3 - 76,1	2,50
150-80	168,3 - 88,9	1,90
150-100	168,3 - 114,3	2,25
150-125	168,3 - 139,7	2,48
200-100	219,1 - 114,3	3,40
200-125	219,1 - 139,7	3,52
200-150	219,1 - 168,3	3,30
250-100	273,0 - 114,3	5,65
250-125	273,0 - 139,7	6,40
250-150	273,0 - 168,3	5,80
250-200	273,0 - 219,1	5,85
300-100	323,9 - 114,3	7,80
300-125	323,9 - 139,7	9,00
300-150	323,9 - 168,3	7,56
300-200	323,9 - 219,1	8,80
300-250	323,9 - 273,0	7,26

RED
Reference
GRCR1½-11/4
GRCR2-1
GRCR2-11/4
GRCR2-1½
GRCR2½-1½
GRCR2½-2
GRCR3-1½
GRCR3-2
GRCR3-2½
GRCR4-2
GRCR4-2½
GRCR4-3
GRCR5-2
GRCR5-2½
GRCR5-3
GRCR5-4
GRCR6-2
GRCR6-3
GRCR6-4
GRCR6-5
GRCR8-4
GRCR8-5
GRCR8-6
GRCR10-4
GRCR10-5
GRCR10-6
GRCR10-8
GRCR12-4
GRCR12-5
GRCR12-6
GRCR12-8
GRCR12-10

GALVA
Reference
GRCG1½-11/4
GRCG2-1
GRCG2-11/4
GRCG2-1½
GRCG2½-1½
GRCG2½-2
GRCG3-1½
GRCG3-2
GRCG3-2½
GRCG4-2
GRCG4-2½
GRCG4-3
GRCG5-2
GRCG5-2½
GRCG5-3
GRCG5-4
GRCG6-2
GRCG6-3
GRCG6-4
GRCG6-5
GRCG8-4
GRCG8-5
GRCG8-6
GRCG10-4
GRCG10-5
GRCG10-6
GRCG10-8
GRCG12-4
GRCG12-5
GRCG12-6
GRCG12-8
GRCG12-10

COUPLINGS & FITTINGS

GROOVED REDUCING TEE



Size		Weight
DN	mm	kg
65-50	76,1×60,3	1,46
80-65	88,9×76,1	1,85
100-65	114,3×76,1	2,65
100-80	114,3×88,9	2,60
125-65	139,7×76,1	4,56
125-80	139,7×88,9	3,70
125-100	139,7×114,3	4,60
150-80	168,3×88,9	6,45
150-100	168,3×114,3	6,15
200-80	219,1×88,9	11,00
200-100	219,1×114,3	12,00
200-150	219,1×168,3	11,55

RED
Reference
GRTR2½-2
GRTR3-2½
GRTR4-2½
GRTR4-3
GRTR5-2½
GRTR5-3
GRTR5-4
GRTR6-3
GRTR6-4
GRTR8-3
GRTR8-4
GRTR8-6

GALVA
Reference
GRTG2½-2
GRTG3-2½
GRTG4-2½
GRTG4-3
GRTG5-2½
GRTG5-3
GRTG5-4
GRTG6-3
GRTG6-4
GRTG8-3
GRTG8-4
GRTG8-6

GROOVED SPLIT FLANGE PN16



Size		Weight
DN	mm	kg
50	60,3	1,64
65	76,1	2,16
80	88,9	2,54
100	114,3	2,48
150	168,3	4,19
200	219,1	5,61
250	273,0	7,84

RED
Reference
GSF16R2
GSF16R2½
GSF16R3
GSF16R4
GSF16R6
GSF16R8
GSF16R10

GALVA
Reference
GSF16G2
GSF16G2½
GSF16G3
GSF16G4
GSF16G6
GSF16G8
GSF16G10

COUPLINGS & FITTINGS

GROOVED END CAP



Size		Weight
DN	mm	kg
25	33,7	0,10
32	42,4	0,13
40	48,3	0,16
50	60,3	0,24
65	76,1	0,36
80	88,9	0,43
100	114,3	0,67
125	139,7	1,13
150	168,3	1,50
200	219,1	2,94
250	273,0	5,80
300	323,9	6,00

RED
Reference
GER1
GER11/4
GER1½
GER2
GER2½
GER3
GER4
GER5
GER6
GER8
GER10
GER12

GALVA
Reference
GEG1
GEG11/4
GEG1½
GEG2
GEG2½
GEG3
GEG4
GEG5
GEG6
GEG8
GEG10
GEG12

GROOVED END CAP WITH ECCENTRIC HOLE, THREADED BSPT OUTLET



Size		Weight
DN	mm	kg
50-25	60,3 - 33,7	0,29
50-40	60,3 - 48,3	0,18
65-25	76,1 - 33,7	0,40
65-32	76,1 - 42,4	0,40
65-40	76,1 - 48,3	0,39
65-50	76,1 - 60,3	0,28
80-25	88,9 - 33,7	0,58
80-32	88,9 - 42,4	0,56
80-40	88,9 - 48,3	0,51
80-50	88,9 - 60,3	0,52
100-25	114,3 - 33,7	0,85
100-50	114,3 - 60,3	0,89
125-50	139,7 - 60,3	1,24
150-25	168,3 - 33,7	1,90
150-50	168,3 - 60,3	1,76
200-50	219,1 - 60,3	3,13
250-50	273,0 - 60,3	6,21
300-50	323,9 - 60,3	8,38

RED
Reference
GER2-1
GER2-1½
GER2½-1
GER2½-11/4
GER2½-1½
GER2½-2
GER3-1
GER3-11/4
GER3-1½
GER3-2
GER4-1
GER4-2
GER5-2
GER6-1
GER6-2
GER8-2
GER10-2
GER12-2

GALVA
Reference
GEG2-1
GEG2-1½
GEG2½-1
GEG2½-11/4
GEG2½-1½
GEG2½-2
GEG3-1
GEG3-11/4
GEG3-1½
GEG3-2
GEG4-1
GEG4-2
GEG5-2
GEG6-1
GEG6-2
GEG8-2
GEG10-2
GEG12-2

COUPLINGS & FITTINGS

GROOVED ADAPTER FLANGE



Size		Weight
DN	mm	kg
50	60,3	1,34
65	76,1	1,69
80	88,9	2,13
100	114,3	2,47
125	139,7	3,30
150	168,3	4,50
200	219,1	5,88
250	273,0	10,35
300	323,9	12,40

RED
Reference
GAF16R2
GAF16R2½
GAF16R3
GAF16R4
GAF16R5
GAF16R6
GAF16R8
GAF16R10
GAF16R12

GALVA
Reference
GAF16G2
GAF16G2½
GAF16G3
GAF16G4
GAF16G5
GAF16G6
GAF16G8
GAF16G10
GAF16G12

GROOVED ELBOW 11,25°



Size		Weight
DN	mm	kg
32	42,4	0,26
40	48,3	0,28
50	60,3	0,40
65	76,1	0,72
80	88,9	0,75
100	114,3	1,25
125	139,7	1,82
150	168,3	2,68
200	219,1	3,40
250	273,0	5,20
300	323,9	7,82

RED
Reference
GB11R11/4
GB11R1½
GB11R2
GB11R2½
GB11R3
GB11R4
GB11R5
GB11R6
GB11R8
GB11R10
GB11R12

GALVA
Reference
GB11G11/4
GB11G1½
GB11G2
GB11G2½
GB11G3
GB11G4
GB11G5
GB11G6
GB11G8
GB11G10
GB11G12

COUPLINGS & FITTINGS

GROOVED ELBOW 22,50°



Size		Weight
DN	mm	kg
32	42,4	0,26
40	48,3	0,28
50	60,3	0,50
65	76,1	0,86
80	88,9	1,10
100	114,3	1,65
125	139,7	2,60
150	168,3	3,72
200	219,1	5,30
250	273,0	7,70
300	323,9	20,65

RED
Reference
GB22R11/4
GB22R1½
GB22R2
GB22R2½
GB22R3
GB22R4
GB22R5
GB22R6
GB22R8
GB22R10
GB22R12

GALVA
Reference
GB22G11/4
GB22G1½
GB22G2
GB22G2½
GB22G3
GB22G4
GB22G5
GB22G6
GB22G8
GB22G10
GB22G12

GROOVED ELBOW 45°



Size		Weight
DN	mm	kg
25	33,7	0,22
32	42,4	0,30
40	48,3	0,34
50	60,3	0,56
65	76,1	0,96
80	88,9	1,15
100	114,3	1,81
125	139,7	2,70
150	168,3	3,83
200	219,1	6,46
250	273,0	9,90
300	323,9	12,81

RED
Reference
GB45R1
GB45R11/4
GB45R1½
GB45R2
GB45R2½
GB45R3
GB45R4
GB45R5
GB45R6
GB45R8
GB45R10
GB45R12

GALVA
Reference
GB45G1
GB45G11/4
GB45G1½
GB45G2
GB45G2½
GB45G3
GB45G4
GB45G5
GB45G6
GB45G8
GB45G10
GB45G12

COUPLINGS & FITTINGS

GROOVED ELBOW 90°



Size		Weight	RED	GALVA	WHITE
DN	mm	kg	Reference	Reference	Reference
25	33,7	0,29	GB90R1	GB90G1	GB90W1
32	42,4	0,42	GB90R1¼	GB90G1¼	GB90W1¼
40	48,3	0,48	GB90R1½	GB90G1½	GB90W1½
50	60,3	0,60	GB90R2	GB90G2	GB90W2
65	76,1	0,85	GB90R2½	GB90G2½	GB90W2½
80	88,9	1,13	GB90R3	GB90G3	GB90W3
100	114,3	1,85	GB90R4	GB90G4	GB90W4
125	139,7	3,01	GB90R5	GB90G5	GB90W5
150	168,3	4,75	GB90R6	GB90G6	GB90W6
200	219,1	8,18	GB90R8	GB90G8	GB90W8
250	273,0	15,34	GB90R10	GB90G10	GB90W10
300	323,9	16,87	GB90R12	GB90G12	

GROOVED REDUCING ELBOW 90°



Size		Weight	RED	GALVA
DN	mm	kg	Reference	Reference
32	42,4	0,35	GBD90R11/4-½	GBD90G11/4-½
32	42,4	0,40	GBD90R11/4-3/4	GBD90G11/4-3/4
32	42,4	0,40	GBD90R11/4-1	GBD90G11/4-1
40	48,3	0,40	GBD90R1½-½	GBD90G1½-½
40	48,3	0,40	GBD90R1½-3/4	GBD90G1½-3/4
40	48,3	0,48	GBD90R1½-1	GBD90G1½-1
50	60,3	0,38	GBD90R2-½	GBD90G2-½
50	60,3	0,41	GBD90R2-3/4	GBD90G2-3/4
50	60,3	0,60	GBD90R2-1	GBD90G2-1

DRAIN ELBOW 90°



Size		Weight	RED	GALVA
DN	mm	kg	Reference	Reference
50	60,3	0,87	2601R2-1	2601G2-1
65	76,1	1,24	2601R2½-1	2601G2½-1
80	88,9	1,94	2601R3-1	2601G3-1
100	114,3	2,45	2601R4-1	2601G4-1
150	165,1	6,55	2601R6-1	2601G6-1

COUPLINGS & FITTINGS

GROOVED THREADED ADAPTER, MALE THREAD BSPT



Size		Weight
DN	mm	kg
DN25	33,7	0,15
DN32	42,4	0,30
DN40	48,3	0,34
DN50	60,3	0,47
DN65	76,1	0,68
DN80	88,9	0,72
DN100	114,3	1,09

BLACK
Reference
NGA1-BLACK
NGA11/4-BLACK
NGA1½-BLACK
NGA2-BLACK
NGA2½-BLACK
NGA3-BLACK
NGA4-BLACK

GALVA
Reference
NGA1-GALVA
NGA11/4-GALVA
NGA1½-GALVA
NGA2-GALVA
NGA2½-GALVA
NGA3-GALVA
NGA4-GALVA

GROOVED THREADED ADAPTER, FEMALE THREAD BSPT



Size		Weight
DN	mm	kg
DN25	33,7	0,21
DN32	42,4	0,37
DN40	48,3	0,47
DN50	60,3	0,56
DN65	76,1	0,73
DN80	88,9	0,80
DN100	114,3	1,54

BLACK
Reference
SGA1-BLACK
SGA11/4-BLACK
SGA1½-BLACK
SGA2-BLACK
SGA2½-BLACK
SGA3-BLACK
SGA4-BLACK

GALVA
Reference
SGA1-GALVA
SGA11/4-GALVA
SGA1½-GALVA
SGA2-GALVA
SGA2½-GALVA
SGA3-GALVA
SGA4-GALVA

ACCESSORIES

NBR RUBBER GASKET • FOR COUPLINGS



Reference	Packaging	Minimum Order Quantity
NBR Gasket GK 1	Plastic bag	50
NBR Gasket GK 1 1/4	Plastic bag	40
NBR Gasket GK 1 1/2	Plastic bag	45
NBR Gasket GK 2	Plastic bag	45
NBR Gasket GK 2 1/2	Plastic bag	40
NBR Gasket GK 3	Cardboard box	52
NBR Gasket GK 4	Cardboard box	36
NBR Gasket GK 5	Cardboard box	20
NBR Gasket GK 6	Cardboard box	18
NBR Gasket GK 8	Cardboard box	15
NBR Gasket GK 10	Cardboard box	8
NBR Gasket GK 12	Cardboard box	5

NBR RUBBER GASKET • FOR OUTLETS



Reference	Packaging	Minimum Order Quantity
NBR Gasket (2 1/2-3)-1 1/2	Plastic bag	50
NBR Gasket (2-3)-1	Plastic bag	50
NBR Gasket (3-8)-2	Plastic bag	50
NBR Gasket (4-8)-1	Plastic bag	50
NBR Gasket L922	Plastic bag	50

ACCESSORIES

LUBRICANT • SUPER GLIDEX -30



Reference	Packaging
Super Glidex-30 175gr	Tube
Super Glidex-30 1000gr	Pot

*Super Glidex -30 tubes/pots are sold per full box only

LUBRICANT • PROLUBE XTREME



Reference	Packaging
Prolube Xtreme 900gr	Pot

*Prolube Xtreme pots are sold per 6 pieces only

LUBRICANT • SILICONE FREE



Reference	Packaging
Silicone free lubricant 1000g	Pot

*Silicone free lubricant 1kg pots are sold per 10 pieces only

UNION SIGHT GLASS ORIFICE • 110MM



Reference	Size		Weight
	Orifice	Thread BSPT	kg
KGU11	D. 11,2 mm	1"	0,60
KGU13	D. 13 mm	1"	0,60
KGU16	D. 16 mm	1"	0,60
KGU20	D. 20 mm	1"	0,60
KGU25	D. 25 mm	1"	0,60

ACCESSORIES

GROOVE METER



Reference	Weight kg
Groove meter	0,09

*Groove meters are sold per 5 pieces only

INDUSTRIAL GLOVES • SIZE 11

CE



Reference	Weight kg
Gloves size 11	0,05

*Gloves are sold per 12 pairs only

CENTER PUNCH TOOL



Reference	Weight kg
CP tool	0,28

PRESSURE GAUGE



Reference	Weight kg
PG/0-25-1/4"-FM	0,19

COOL BOX • 24L



Reference	Weight kg
COOLBOX	1,70

Fitting your needs



PROMAT doo Čitluk

Kralja Tomislava br.159
88260 Čitluk
Bosna i Hercegovina

Tel: +387 36 642 534
Fax: +387 36 642 536

info@promat.ba
www.promat.ba